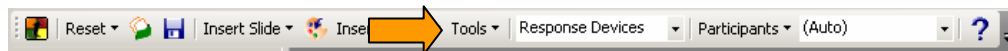


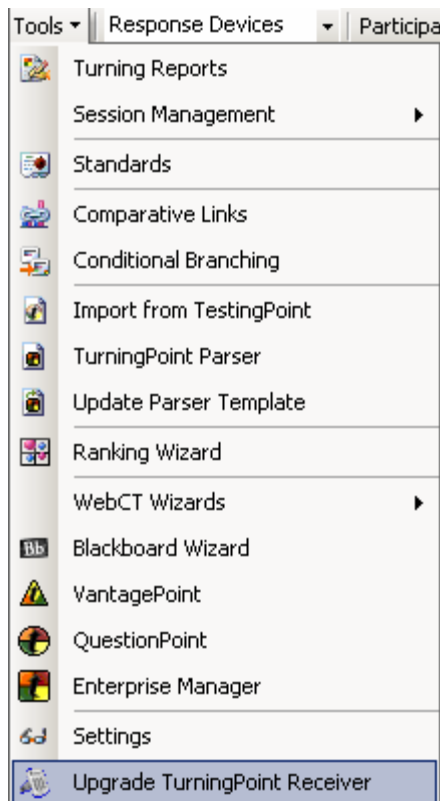
## Upgrading Your TurningPoint USB Receiver

If you have a USB Receiver that was used with TurningPoint 2006 you will need to complete the following steps. If you received your TurningPoint USB Receiver with a TurningPoint 2008 CD you can disregard these steps.

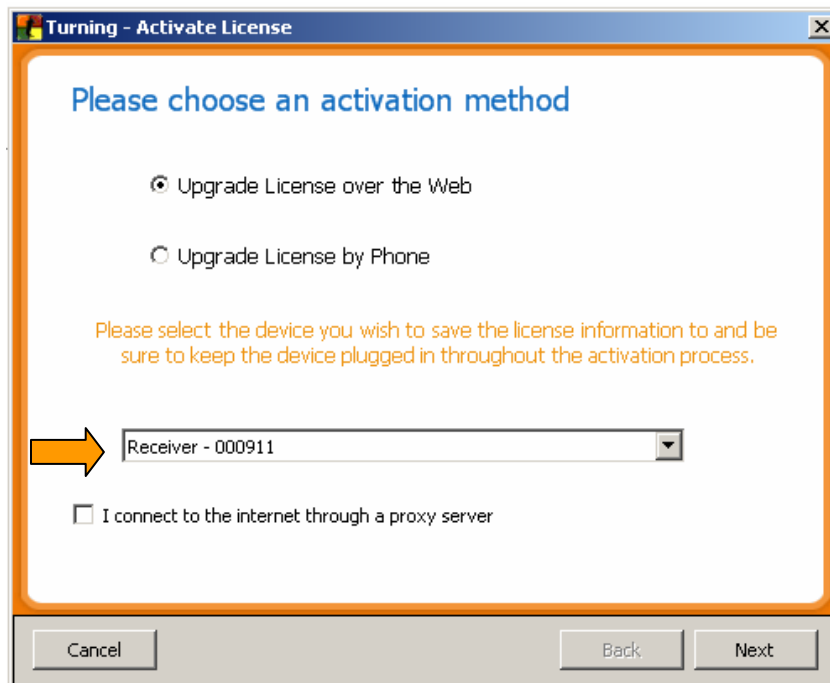
1. Plug in your USB Infrared or Radio Frequency Receiver. A message will appear stating that your receiver is not licensed to work with TurningPoint 2008.
2. Click **OK**.
3. Click on **Tools** on the TurningPoint toolbar.



4. Scroll down to select **Upgrade TurningPoint 2008 Receiver**.



5. Select your **receiver** from the dropdown menu.



6. Select an **activation method**.
7. Click **Next**.
8. Enter your **16-digit alpha numeric TurningPoint 2008 License Code**.
9. Fill in the remaining fields with your information.
10. Click **Next**.
11. If you chose to upgrade the license over the Web, you'll receive a Thank You message letting you know that you've successfully upgraded. If you chose to upgrade over the phone, you will need to call Turning Technologies, LLC to upgrade the hardware. (1-866-746-3015)